

MITSUBISHI WIND TURBINE GENERATOR

MWT95/2.4



Technical Data

Operation Data

Cut-in	3.0 m/s
Rated	12.5 m/s
Cut-out	25.0 m/s
Wind Class	IEC Class II A

Rotor

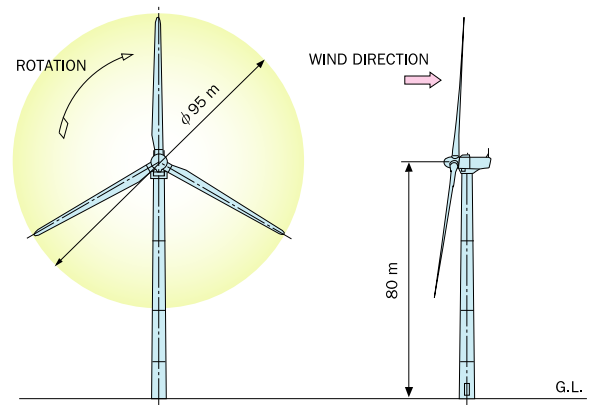
Diameter	95 m
Swept Area	7,088 m ²
Rotational Speed (rated)	15.0 rpm
Rotational Speed (interval)	9.0 ~ 16.9 rpm (variable)
Blade Length	46.2 m
Aerodynamic Brake	Individual Pitch Control

Generator

Type	Asynchronous with Wound Rotor + IGBT Converter
Rated Power	2,400 kW
Voltage	690 V
Frequency	50 Hz/60 Hz
Power Factor Range	0.9 (inductive) ~ 0.95 (capacitive)

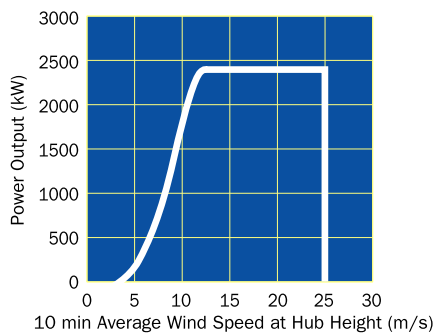
Tower

Hub Height	80 m
------------	------



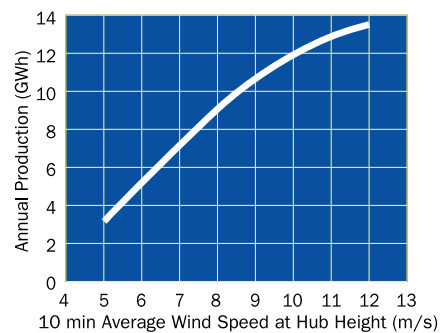
Impressive Performance

Power Curve



- Air Density: 1.225 kg/m³
- Wind conditions with 10% turbulence
- Calculated at the output of inverter

Ideal Annual Energy Production and Capacity Factor




- Calculated on Rayleigh distribution
- Calculated at the output of inverter
- Site conditions may vary capacity factor

Superior Technology for A Brighter Future

MITSUBISHI WIND TURBINE GENERATOR

MWT95/2.4

- High performance in moderate wind speed area (IEC ClassIIA)
- Individual pitch control for aerodynamic load reduction
- SmartYaw MHI's technology to minimize extreme wind load



Schematic Diagram

- | | | | |
|-----------------|------------------------------|---------------------|-----------------------|
| ① Blade | ⑤ Oil Cooler | ⑨ Nacelle Bed Plate | ⑬ Control Panel |
| ② Hub | ⑥ Generator | ⑩ Yaw Bearing | ⑭ Inverter |
| ③ Blade Bearing | ⑦ Service Crane | ⑪ Yaw Gear | ⑮ Cooler for Inverter |
| ④ Main Bearing | ⑧ Exhaust Duct for Generator | ⑫ Transformer | ⑯ Tower |

MITSUBISHI HEAVY INDUSTRIES, LTD.

Head Office

3-1, Minatomirai 3-chome, Nishi-ku, Yokohama 220-8401, Japan
Phone: 81-45-224-9545 Fax: 81-45-223-1725 URL: <http://www.mhi.co.jp>

Nagasaki Shipyard & Machinery Works

1-1, Akunoura-machi, Nagasaki 850-8610, Japan
Phone: 81-95-828-4121 Fax: 81-95-828-4105

<North America>

Mitsubishi Power Systems, Inc. (MPS)

100 Colonial Center Parkway, Lake Mary,
FL 32746, U.S.A.
Phone: 1-407-688-6100
Telefax: 1-407-688-6481
URL: <http://www.mpsHQ.com>

Los Angeles Office

100 Bayview Circle, Suite 4000
Newport Beach, CA 92660, U.S.A.
Phone: 1-949-856-8400
Telefax: 1-949-856-4481, 4482

<Europe>

Mitsubishi Heavy Industries Europe, Ltd. (MHIE)

Head Office

3rd Floor, Thavies Inn House, 3-4 Holborn Circus,
London EC1N 2HA, United Kingdom
Phone: 44-20-7842-8100
Telefax: 44-20-7842-8101

Munich Branch

Sonnenstr. 32 IV, 80331 Munich, Germany
Phone: 49-89-211079-0
Telefax: 49-89-211079-33

Madrid Branch

C/Serrano 21, 4ª Planta, 28001 Madrid, Spain
Phone: 34-91-577-1632
Telefax: 34-91-576-6653

